

LEADING SONGS & HYMNS

What is singing?

Singing is a psycho-physiological process of self-expression through using the human vocal mechanism and employing a musical language.

1. Free and artistic singing cannot be learnt in a short period of time, however, one should be able to sing moderately well if he is in an unthreatening and care-free environment, and the right psycho-physiological state of mind, provided that his vocal mechanism is in a normal condition.
2. Singing with a group of people does not demand self-initiation. It is much easier and non-threatening.
3. Singing performed alone and artistically requires much discipline, maturity and understanding of one's own temperament of expression.
4. The human vocal mechanism is semi-autonomous. Therefore conscious effort to control it will result in a new set of problems that can only be solved by close supervision from an experienced voice coach.
5. To be a song leader, one does not have to be an excellent singer. However, since the average person follows a singer-song-leader well, a clear and resonant voice is an excellent asset.



LEADING SONGS & HYMNS

II. What does a song leader do?

He leads singing - by singing a little louder and by hand gestures. -

He directs - give directions on when to begin and how fast by hand gestures. -

He stimulates you to sing.

He motivates you to sing. -

He makes you sing naturally and voluntarily.

He encourages you to sing.

He gives you insights through his leadership by expressions more than by words.

He makes you feel confident about your own singing.

He gives you challenge.

He loves your singing.

He enjoys leading you.



LEADING SONGS & HYMNS

III. Personal qualities of a song leader.

He is a good Christian.

He is a good musician.

He is neat and respectful in appearance and manners.

He is positive, sincere and enthusiastic.

He has a good sense of imagination.

He has a progressive knowledge of styles, repertoire of hymns, spiritual songs and church music and their composers.

He teaches naturally.

He has style and technique.


He is cheerful and has a good sense of humor.

He has a pleasant personality and a pleasant singing voice.

He is punctual and confident.

His language is clear and respectful.

He is able to convey his wishes clearly to the congregation.



LEADING SONGS & HYMNS

IV. The singing congregation (or group).

They are not all singers and musicians.

They are not there to learn how to sing solos.

They may not want to memorize a lot of song texts.

They tend to follow the majority.

Our every movement, spoken word, gesture, attitude, facial expression, and tone of voice influences them.

They may not want to watch you showing off.

They may become defensive and cease from participating upon your negative criticism and comments.

They may not enjoy your flattery.



LEADING SONGS & HYMNS

V. The purpose of the song service:

Preparation for worship, message or fellowship.

Singspiration is a form of worship.

To praise God.

To exalt each other.

To have a good time.

To evangelize.

To disciple others.

To educate (doctrinally and theologically).

To have fellowship with one another through songs.

To admonish each other.



LEADING SONGS & HYMNS

VI. How to choose songs for the song service.

Choose familiar or easy ones.

Melody and rhythm should be easy and appealing.

Text and music should be theologically sound.

Avoid extreme ranges. (Not higher than E flat and lower than B)

Choose songs that are related to the theme of the occasion.

Songs should be uplifting.

Choose appropriate styles and form.

Variety is a key to good singspiration.

Choose and arrange songs in a logical sequence.



LEADING SONGS & HYMNS

**VII. How to choose songs for the worship service:
Choose hymns and songs of praise that are
centered on the relationship between the church
and God.**

**Choose songs and hymns that will produce a
worshipful atmosphere.**

**Choose songs that the congregation is familiar with
or would learn easily.**

Avoid extreme ranges.

Use a moderate tempo.

Do not attempt to teach difficult songs in worship.

**Choose songs that the congregation would feel
comfortable with.**



LEADING SONGS & HYMNS

VIII. Techniques of song leading.

Never use technical terms; people may not understand your language.

Lead with natural ease, though practiced diligently.

Just get them going.

Good use of the principle of motion and momentum in music.

Lead! Do not follow the crowd.

Lead the accompanist, he should be accompanying you; inspire him of the style and tempos you want and never let him take over the leadership.

(Intentionally or unintentionally)

Study the chosen songs, check out keys, range, tempo and key signatures, traditional interpretation, dynamic ranges, words and message.

Do not talk, lead them sing!


Never stop in the middle of a phrase or even between verses to talk or to announce anything.

Have a long range plan with other song leaders and keep a record of songs used.

Start smoothly and correctly - avoid saying one, two, and three.

Keep music flowing.

Announce numbers and titles clearly and slowly, repeat the number at least once clearly and slowly.



LEADING SONGS & HYMNS

IX. The supportive accompanist.

He should also be a good musician.

He should also learn how to lead songs.

He is a good follower.

He is a good and quiet helper.

He is submissive and supportive of the leader.

He is not to lead but to assist the leader unobtrusively.

He has a lot of patience.

He should be able to give good, firm and strong support on his -instrument.

He should have a good sense of rhythm and flow.

He has a loving heart and be able to support and submit to even an inferior leadership with a cheerful and unthreatening manner




LEADING SONGS & HYMNS

X. Physical surrounding.

Lighting, temperature, ventilation and decor should be excellent and warm.

Have good and sufficient hymn books and instruments.

Have a good musical sound system (P.A.) that will reach everyone in the congregation without strain.



LEADING SONGS & HYMNS


XI. Function and meaning of hand signals and directing pattern.

To give a visual hint for rhythm, accents, dynamics, expressions, holds, and cut-off.

Every movement of the hand carries an effect on the congregation.

A good pattern inspires the congregation to do what the song leader wants.

The congregation generally do not know the details and meaning of the directing patterns, therefore the effects our hand signals on them is more important than how professional your skills may be.



LEADING SONGS & HYMNS

XII. Practical session:

Hand gestures: best to know but not to use on the congregation

- a) Dead beat
 - b) Preparatory beat
 - c) Left hand cues
 - d) Right hand cues
 - e) Simple duple directing patterns
 - f) Simple triple patterns
 - g) Simple quadruple patterns
 - h) Compound duple patterns
 - i) Compound triple patterns
 - j) Compound quadruple patterns
- Verbal communications:
- a) Announcing the selection
 - b) Developing atmosphere by words and attitude
 - c) Introducing the selection
 - d) Lead by singing

